

Carestream

Image Suite / V4 Software

Intuitive. Flexible. Efficient.

A New Benchmark in Workflow Efficiency.



SMART IMAGING SOLUTIONS

Image Suite Delivers the Benefits You Need.

Image Suite V4 Software has set a new benchmark for workflow efficiency in smaller facilities. Get the high-quality images you need with a system that's a perfect fit.

Affordable.

Image Suite is designed to save money for private practices and smaller clinics – and now, with the mini-PACS module fully optional, you can choose to add this feature when you need it.

Easy to Use.

Our next-generation user interface makes operation more intuitive than ever. Your technologists will be acquiring images like pros in no time. Watch your efficiency and productivity skyrocket.

Powerful.

This little workhorse delivers automatic image processing, advanced editing tools and image-rejection analysis capabilities. Remote order-entry and PACS access let you use the system throughout your facility.

Flexible.

The system is easily customized to meet your specific business needs. Get the features you need now, and add capabilities as your practice grows.

Advantages at a Glance

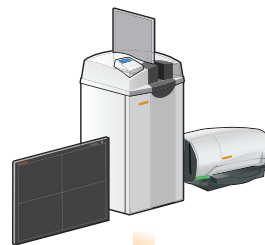
- Designed to optimize workflow in smaller facilities
- Offers an easy-to-use, intuitive touch interface
- Available with optional Mini-PACS module
- Features a robust set of image-enhancement tools

Perfect Companions.

CARESTREAM Image Suite Software +
CR + DR Systems + Laser Printers



Schedule



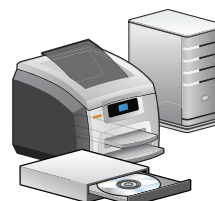
Acquire



View/Edit



Diagnose/Report



Print/Archive

Schedule

Accelerate the Registration Process – From Anywhere.

- Register patients remotely with Web-based software.
- Graphics allow for quick and easy selection of body parts and views.
- Add new body parts and views, edit existing ones or apply custom processing.
- Connect with DICOM- or HL7-compliant EMR/RIS systems for a simplified workflow.

Acquire

Capture High-Quality Images Quickly and Easily by Pairing Image Suite with Carestream CR and DR Systems.

- Acquire images from up to two DR detectors or from Vita Flex CR and Classic CR Systems.
- Enjoy an enhanced user experience with the touch-friendly user interface and simple navigation.
- Clinical tools and applications include circular masking, histogram, analysis, ROI pixel value and more.
- Improve image quality and accelerate workflow using reference-positioning images and sample X-ray-image guides.
- Perform mammography exams with CARESTREAM DIRECTVIEW Classic CR.
- Use the image-rejection analysis feature to track issues with exams.
- Image Storage Mode allows you to capture up to 200 images to the detector while away from Console, then upload to the system once mode is exited.

View/Edit

Obtain High-quality Images.

- Improve workflow and productivity with Image Suite's simple, easy-to-use image-acquisition screen.
- Fine-tune image processing with the click of a button, using slide bars to adjust brightness, contrast or detail from the acquisition screen.
- Use for up to eight concurrent Web-viewer sessions for increased productivity.
- Utilize specialized measurement tools for chiropractic, orthopaedic or mammography* images.
- Automatic stitching allow you to manipulate and paste individual images together to create precisely the long-length view you need.¹
- Access patient images and reports anywhere on an iPad with the Tablet Viewer.

*Specialized tools for mammography not available in the U.S. and Canada.

¹ Optional Long-Length Imaging Auto-Stitching not available in all regions.

² Focus HD Detectors not available in all regions.

Diagnose/Report

Speed Diagnoses and Improve Patient Care.

- Boost productivity by viewing multiple images simultaneously via dual-monitor support on Web clients.
- Receive images from CT, MR, ultrasound and additional CRs/DRs with optional DICOM store SCP software.
- Generate/review reports on multiple Web clients throughout your facility.
- Perform system-quality testing with Image Suite's Total Quality Tool software.

Print/Archive

Share and Store Images Efficiently.

- Maximize security with on-demand or scheduled backup.
- Perform backups to CDs and removable USBs for offline storage.
- Optimize usability of images with JPEG or DICOM export tools.
- Create multi-format print compositions with independent image-editing capabilities.

Measure/Report

Track artifacts with the Total Quality Tool.

- Allows for a quick determination of each of your detector's functionality.
- Provides data on your detectors' response over time to track MTF, CNR and Flat-Field artifacts.
- Export data into Excel for tracking purposes.
- Includes flat-field phantom and carrying case.

Industry-Leading Performance: Meet Our Family of DR Detectors.

Our portfolio of DR detectors includes wireless, shareable and fixed models to meet your demands based on exam type, detector size, dosage level and budget.² Discover the right detector for your needs at carestream.com/detectors.



DR Detectors



Vita Flex CR System



Image Suite V4 Software



DRYVIEW 5700 Laser Imager

NO MATTER WHICH ROAD YOU'RE ON,
WE'LL GET YOU WHERE
YOU NEED TO GO.

SMART IMAGING SOLUTIONS

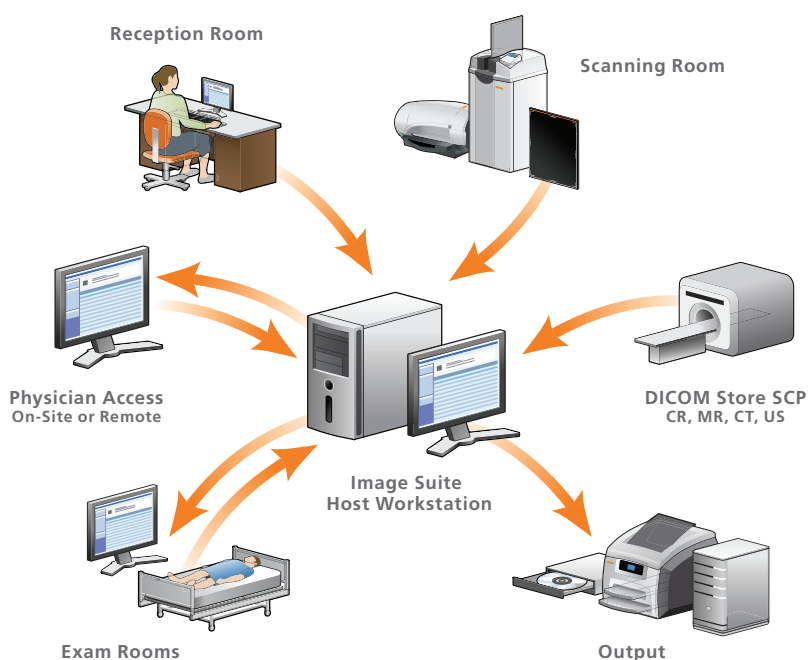
The Image Suite Solution.

A Complete Digital-Image Acquisition and Management System.

Available Options for Image Suite/V4 Software

- Clinical Reporting Software
- Mini-PACS Archiving Software
- Web Viewer Licenses – up to 20
- Long-Length Imaging Cassettes/Wallstands
- DICOM Store Service Class Provider (SCP)
- TQT Phantom
- Advanced Measurement Tools
- Mammography Feature Software*
- License to Increase Acquisition-Storage Size
- Web-Appointment Multiple-Instance License
- Tablet-Viewer Software

*Specialized tools for mammography not available in the U.S. and Canada.



Imaging Software Powered by



Eclipse:
Harness the Power of
Decades of Innovation.

Carestream's Eclipse is the engine behind our innovative imaging software.

carestream.com



"Rx only"

© Carestream Health, Inc., 2024. CARESTREAM, DIRECTVIEW and DRYVIEW are trademarks of Carestream Health. CAT 2000 102 04/24

Carestream